

## Transforming your journey: Belmont Station to the London Cancer Hub: Summary Report

This report was created on Thursday 07 November 2024 at 13:29 and includes 108 responses.

The activity ran from 19/07/2024 to 01/09/2024.

### Question 1: What is your name?

**Name**

### Question 2: What is your email address?


**Email**

### Question 3: What is your Organisation

**Organisation**

### Question 4: Which planting mix do you prefer?

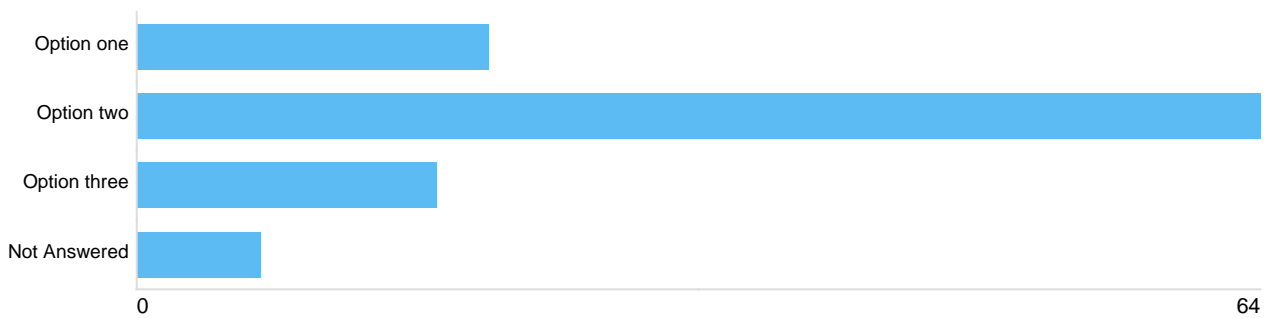
**Planting**



Option	Total	Percent
Option one	76	70.37%
Option two	25	23.15%
Not Answered	7	6.48%

### Question 5: Which lighting option do you prefer?

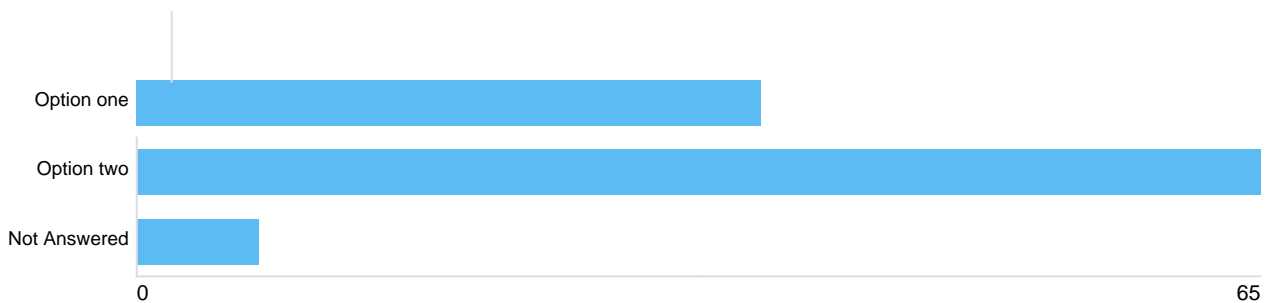
**Lighting**



Option	Total	Percent
Option one	20	18.52%
Option two	64	59.26%
Option three	17	15.74%
Not Answered	7	6.48%

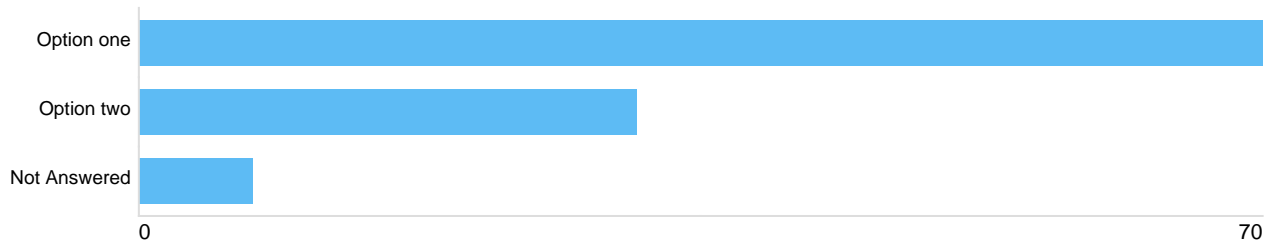
### Question 6: Which seating option do you prefer?

**Seating**



Option	Total	Percent
Option one	36	33.33%
Option two	65	60.19%
Not Answered	7	6.48%

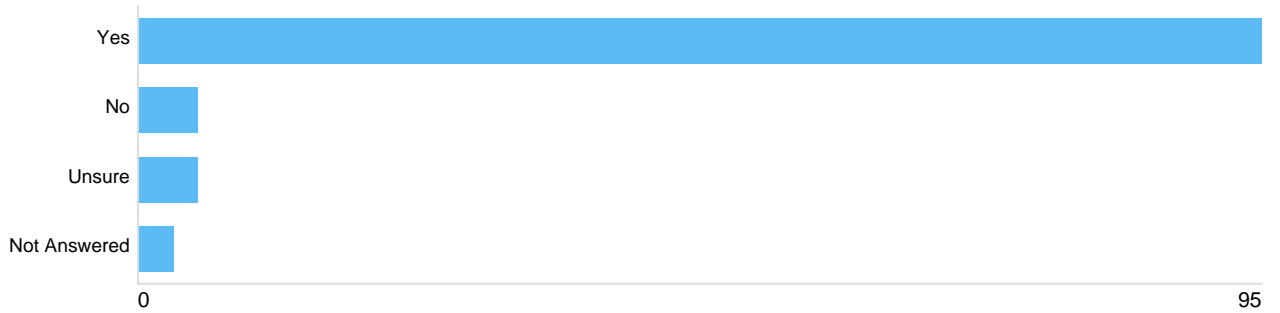
**Question 7: Which option do you prefer for surface materials?**



Option	Total	Percent
Option one	70	64.81%
Option two	31	28.70%
Not Answered	7	6.48%

**Question 8: Do you support the proposals for signage along this route?**

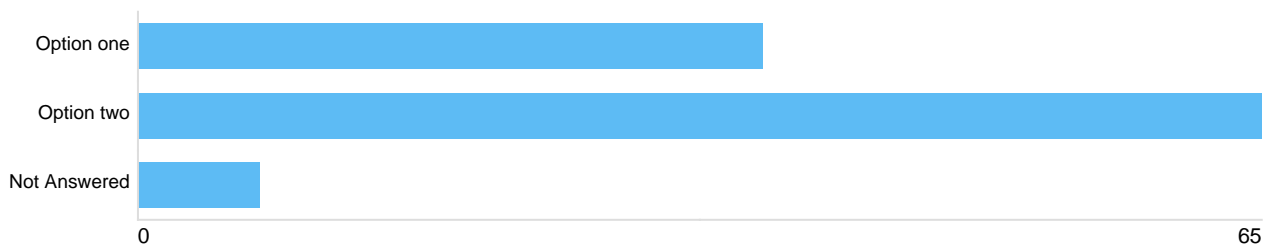
**Signage**



Option	Total	Percent
Yes	95	87.96%
No	5	4.63%
Unsure	5	4.63%
Not Answered	3	2.78%

**Question 9: Which option do you prefer for street furniture, such as benches and planters?**


**Street furniture**



Option	Total	Percent
Option one	36	33.33%
Option two	66	60.91%
Not Answered	7	6.48%

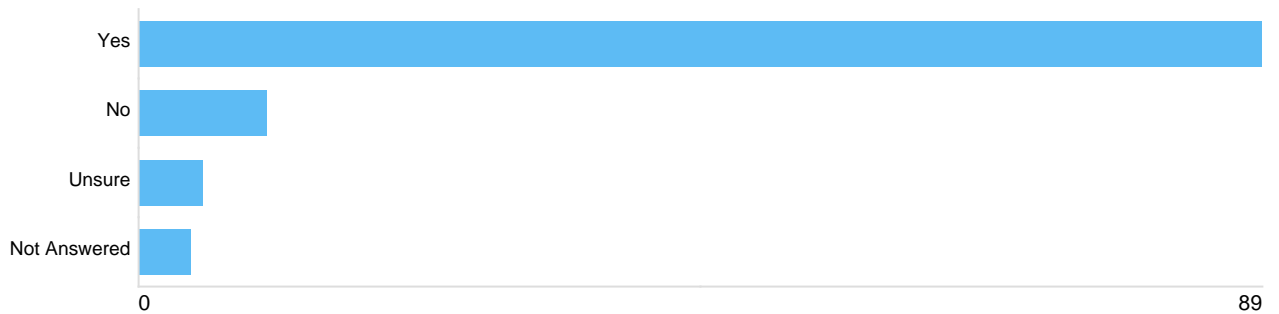
**Question 10: Do you support the proposals for Station Approach and Brighton Road?**

**Station Approach - I support the proposed overall improvements on Station Approach**



Option	Total	Percent
Yes	89	82.41%
No	7	6.48%
Unsure	8	7.41%
Not Answered	4	3.70%

**Station Approach - I support the proposed planting feature on Station Approach**




Option	Total	Percent
Yes	89	82.41%
No	10	9.26%
Unsure	5	4.63%
Not Answered	4	3.70%

**Station Approach - I support the proposed parking restrictions on Station Approach**



Option	Total	Percent
Yes	70	64.81%
No	16	14.81%
Unsure	18	16.67%
Not Answered	4	3.70%


**Station Approach - I support the proposed overall improvements to Brighton Road**



Option	Total	Percent
Yes	82	75.93%
No	15	13.89%
Unsure	8	7.41%
Not Answered	3	2.78%

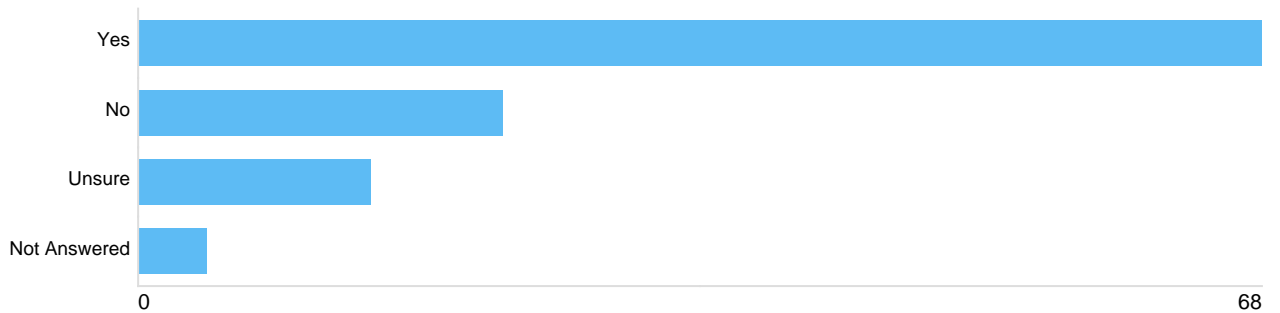
**Question 11: Do you support the proposals for Pelton Avenue?**

**Pelton Avenue - I support the proposed overall improvements to Pelton Avenue**




Option	Total	Percent
Yes	72	66.67%
No	14	12.96%
Unsure	19	17.59%
Not Answered	3	2.78%

**Pelton Avenue - I support the proposed SUDS/planting in Pelton Avenue**



Option	Total	Percent
Yes	68	62.96%
No	22	20.37%
Unsure	14	12.96%
Not Answered	4	3.70%


**Pelton Avenue - I support the proposed junction treatments on Pelton Avenue**



Option	Total	Percent
Yes	74	68.52%
No	14	12.96%
Unsure	17	15.74%
Not Answered	3	2.78%


**Question 12: Do you support the proposals for Cotswold Road?**

**Cotswold Road - The proposed zebra crossing is in the correct location**




Option	Total	Percent
Yes	81	75.00%
No	14	12.96%
Unsure	10	9.26%
Not Answered	3	2.78%

**Cotswold Road - I support the proposed raised table junctions on Cotswold Road**



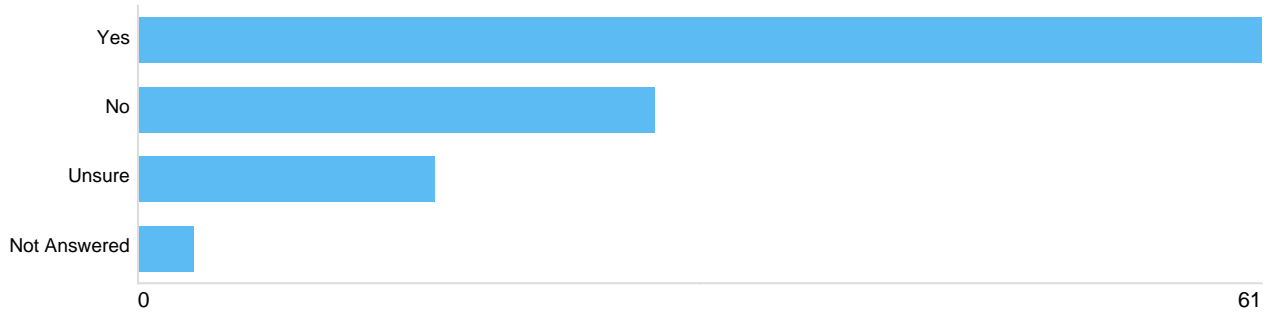
Option	Total	Percent
Yes	77	71.30%
No	17	15.74%
Unsure	11	10.19%
Not Answered	3	2.78%

**Cotswold Road - I support the enlarged waiting area to the bus stop near Harris Academy**




Option	Total	Percent
Yes	92	85.19%
No	8	7.41%
Unsure	5	4.63%
Not Answered	3	2.78%

**Cotswold Road - I support the removal of a small number of permit parking spaces**



Option	Total	Percent
Yes	61	56.48%
No	28	25.93%
Unsure	16	14.81%
Not Answered	3	2.78%

**Cotswold Road - I support adding plants and SuDS to Cotswold Road**



Option	Total	Percent
Yes	80	74.07%
No	14	12.96%
Unsure	11	10.19%
Not Answered	3	2.78%