

# Sustainable School Travel Consultation (paper version)



## 1. Introduction

All Sutton schools have 'school travel plans' to find ways travelling to school in ways which are greener, healthier, and help to create safer roads around schools.



This consultation is for parents/carers to find out how schools can help their journeys to become safer, easier and greener. Please have a look at all sections as your views are important to us. The survey takes about 10 minutes to fill in but if you're short of time questions with a star are the more important ones.

## 2. About you

Q1 What is your name?	
Q2 What is your email address?	
 Q3 Which school is/are your child(ren) at?	
 Q4 How many children are at this school? (state number)	


## 3. Getting to and from school

Q5 How do(es) your child(ren) travel to/from school? Circle one thing in each row.


'**Park&stride**' = parking away from school and walking for at least 5 minutes.

'**Carshare**' = more than one family in a car.

Usually travel to school (3 or more days per week)	Car Carshare Park&Stride Bus Train Walk Scooter Other (say below)
Sometimes travel to school	Car Carshare Park&Stride Bus Train Walk Scooter Other (say below)
Usually travel home from school (3 or more days per week)	Car Carshare Park&Stride Bus Train Walk Scooter Other (say below)
Sometimes travel home from school	Car Carshare Park&Stride Bus Train Walk Scooter Other (say below)
Other	

 Q6 How far do you travel to/from school?

<b>Less than 1 mile</b>	
<b>1 – 2 miles</b>	
<b>2 – 3 miles</b>	
<b>More than 3 miles</b>	

 Q7 How long does the journey take?


<b>Less than 10 mins</b>	
<b>1 – 2 miles</b>	
<b>2 – 3 miles</b>	
<b>More than 3 miles</b>	

#### **4. Walking**


*Even if you don't walk to school please give your views.*

 Q8&9 What are the best and worst things about walking to school?

<b><u>Best</u></b>	<b>✓</b>	<b><u>Worst</u></b>	<b>✓</b>
<b>Good exercise</b>		<b>Wet/cold weather</b>	
<b>Reliable</b>		<b>Narrow or uneven pavements</b>	
<b>Time with children</b>		<b>Dog mess</b>	
<b>Fun</b>		<b>Too far</b>	
<b>Learning road safety skills</b>		<b>Traffic/road safety</b>	
<b>Wakes us up</b>		<b>Children walk slowly</b>	
<b>Better for the environment</b>		<b>Too much to carry</b>	
<b>Other (say below)</b>		<b>Other (say below)</b>	
<b>Other</b>			

 Q10 Does your school take part in WoW? ('Walk Once a Week')

<b>Yes</b>	
<b>No</b>	
<b>Not sure</b>	

 Q11 WoW rewards children for walking to school with badges each month/half term. Is this a good way of encouraging walking to school?

<b>Yes – a lot</b>	
<b>Yes – a bit</b>	
<b>Not sure – my child walks anyway</b>	
<b>Not sure</b>	
<b>No – it does not encourage walking</b>	

Q12 Do you feel that your child(ren) gets enough road safety education to help them be safe pedestrians?

<b>Yes</b>	
<b>No</b>	
<b>Not sure</b>	


**5. Cycling***Even if you don't cycle to school please give your views.*

Q13 Do you have bikes?


	Yes	Yes – not working	No
Me			
Child(ren)			

Q14 What journeys do you use your bike for?

	School – often	School - sometimes	Work	Shops	Recreation (holidays/parks etc)
Me					
Child(ren)					

 Q15/16 What is the best and worst things about cycling to school?  
Even if you don't cycle please give us your views.


<u>Best</u>	✓	<u>Worst</u>	✓
Good exercise		Wet/cold weather	
Quick		Finding secure cycle parking space	
Fun		Too much to carry	
Learning road safety skills		Too far	
Wakes us up		Traffic/road safety	
Better for the environment		Convenience/time	
Other (say below)		Other (say below)	
Other			

 Q17 If you don't already would you like to cycle to school?

<b>No</b>	
<b>Yes</b>	
<b>Yes – if there were more/better cycle parking</b>	
<b>Yes – if there were more cycle training for me/my child</b>	
<b>Yes – if I had a bike</b>	
<b>Yes – if my child(ren) had a bike</b>	
<b>Yes – if more info about cycling with children given</b>	
<b>Yes – if less traffic</b>	
<b>Yes – if help planning quiet route</b>	
<b>Yes – other (say below)</b>	
<b>Other</b>	

**6. Driving**


*Even if you don't drive to school please give your views.*

 Q18 What is the worst thing about driving to school?

<b>Stress</b>	
<b>That we add to the congestion around school</b>	
<b>Getting stuck in traffic</b>	
<b>Not easy to park near school</b>	
<b>No exercise or fresh air on way to school</b>	
<b>We don't drive</b>	


 Q19 Where do you go after dropping your children off?

	To work	Another school/childminder	Shops	Other (say below)	Don't drive
Yes					
No					
Sometimes					
Other					

 Q20 If you drive would you consider....

	Walking	Cycling	Park and stride (park away from school and walk for 5 mins)	Sharing school run with another family	Don't drive
Yes					
No					
Sometimes					
Other					

## **7. Road Safety**

 Q21 If you have a concern about the safety of your journey to school please say where the problem is and give a brief description.



## **8. School expansion**

\* Q22 Do you have any concerns about travelling to school if the number of pupils increases?

\* Q23 If you do have concerns about school expansion and travelling to school, can you think of anything that the school or the Council can do to address these?

### **School**

### **Council**

**9. Final thoughts**

- \* Q24 Would you be willing to get involved in anyway in active travel campaigns at the school?

For example:

- 1/2 hour to support the School Council to do some work on active travel
- 15 mins at the school gates to hand out info to parents
- help pupils run a coffee morning for local residents to tell them about the school travel plan

Yes		<b><i>If yes/maybe – make sure you enter your name and contact details at the start of the survey!</i></b>
No		
Not sure		

- \* Q25 Would you be interested in any of the following at school?

	Yes	Maybe	No
Walk to School Weeks			
WoW (Walk Once a Week)			
Cycle Repair Workshop			
Pedestrian training			
More cycle parking			
More scooter parking			
More info on cycling with children			
More cycle training (adults/families)			
Car sharing database			

Thank you for completing this survey. Your answers will help your school to develop their School Travel Plan.

Please return your survey to your **SCHOOL OFFICE** or to **Hermione Brightwell, Smarter Travel Sutton, 24 Denmark Road, Carshalton, SM5 2JG.**

For more information on travel plans and Sutton's sustainable living initiatives visit:  
[www.smartertravelsutton.org](http://www.smartertravelsutton.org)      [www.oneplanetsutton.org](http://www.oneplanetsutton.org)